

# Crazy Quilters Quilt Guild

We Are Crazy About Quilting

No. 328

[www.crazyquilters.org](http://www.crazyquilters.org)


March 2019

## From The President

Julie McDonell

Unfortunately, carpal tunnel has suddenly caught up to me. Typing is on my naughty list for now.

See you all in March.



The Crazy Quilters Quilt Guild meets the first Tuesday of the month, 7:00 PM except November at The Lutheran Church of the Holy Spirit 3461 Cedar Crest Boulevard Emmaus, PA

[info@crazyquilters.org](mailto:info@crazyquilters.org)

[www.facebook.com/crazyquiltersquiltguildemmauspa](https://www.facebook.com/crazyquiltersquiltguildemmauspa)

## Programs and Workshops

Nicole Folino


On March 5<sup>th</sup>, we will welcome **Barb Vedder** for a lecture and trunk show called "Scrap Quilts - The Secret to Success".

On Wednesday, March 6<sup>th</sup>, from 9 - 4 Barb will teach her "Lollipop Garden" class, a fun workshop, that teaches quilters how to make perfect circles! This is a sewing machine class where students will learn the technique of finished-edge machine appliqué. She also will teach an easy method for making stems, and tips for making a scrappy string border. This class is great for all skill levels. This workshop will be held at Faith Presbyterian Church, Emmaus (doors open at 8:30).

The cost of the class is \$25 and the cost of the large kit is \$18 and the small kit is \$12. We have a few more spaces still available so please let me know if you would like to sign up.

For more information visit her website:

<https://funwithbarbandmary.blogspot.com/p/lectures-workshop.html>



## Sit & Sew

Helen Hanton

Sit & Sew will meet the Saturday after the guild meeting, March 9, from 10:15 to about 4, at Faith Presbyterian Church, Emmaus.

Bring your projects, machine, light, extension cord, and lunch. There is plenty of room to spread out. Help and opinions abound. Come share the fun.

## Community Service

Kathie Laposata

I'm so glad that the reaction from so many at the February pillowcase-making meeting was how much fun it was. I agree that sewing with friends is always a joy. If you've made pillowcases at home, please bring them to the March meeting and I'll see that they get to Ryan's Case for Smiles for distribution at Lehigh Valley Health Network hospitals.

I hope you'll made a block or two for the veteran's quilt or make a whole quilt on your own. Perhaps this thank you note from an Allentown veteran who received one of last year's quilts will inspire you. "The gift of your quilt is greatly appreciated. I will think of you every time I use it. It is so beautiful." The postscript from the person who helped him with the card read "P.S. I was with him when they gave it to him and he cried. He is on hospice and doing OK. The quilt was very well made."

Instructions for this year's block are in a separate attachment to this newsletter.

Also, it is never too soon to start work on Camp Erin quilts (about 50 x 70 inches) for kids attending a bereavement camp this summer. Collection for them will be at the May meeting.

Finally, a California quilt shop in the area recently devastated by fires is collecting **house blocks**. This is another great project for using up your scraps. Read the article at: <http://humblequilts.blogspot.com/2018/12/house-blocks-for-ca-fire-survivors.html>. I'll collect any that guild members make at the February and March meetings and send them off. Here is one that I've made.



## Library

Michele McLaughlin and Dawn Martrich

Kathy Moore has volunteered to bring the March raffle gift. Machine quilters, we now have all of Bethanne's books in the library.

## Show and Tell

Lorraine Bujnowski and Roberta Whitcomb

Show & Tells for March were presented by Debbie Heeps (2), Sam Cetrulo (1), Peggy Keiffer (1), Liz Riccaboni (1), and Linda Wojciechowski (1).

## Modern Bee

Nicole Folino

Modern Bee is hibernating in March.

## Hospitality

Jackie Leipter for Diana DeFanti

Thanks to the volunteers who provided the refreshments at our February 5th, 2019 meeting. They were Julie Borden, Val Johnson, Lorraine Bujnowski, Rhonda Moore and Kathy Schuessler.

Volunteers for March 5th are Paula Jacobus, Helen Horton, Elizabeth Riccaboni, Agnes Rayome, Dawn Martrich and Betsy Golden. You will receive a reminder the weekend before the meeting.

## Quilters Studio

Julie Borden

There will be a Quilters Studio on March 5, at 5:45 prior to our regular guild meeting in the meeting room next to the church kitchen. Debbie Heeps will teach back basting appliqué, an easy appliqué technique. She will bring the materials. You need to bring a basic sewing kit, including a needle, thread (both quilting and regular) and scissors. Please RSVP to Julie Borden.

## Raffle Quilt Creation

Jane Merkel

The raffle quilt was revealed at our February meeting to a very good response. Thankfully, one guild member stepped forward to give us her thoughts and suggestions for quilting. We will meet soon and hopefully engage her to do our quilting. We are all looking forward to seeing a beautiful finished project in late spring or early summer.

## Membership

Janet Yandrisevits and Janet Tryson

38 members attended the February meeting, including renewing member, Bethanne Nemesh, which brings our total paid members to 75 (plus three charter members). We had two visitors attend, Kim Bringhurst (who also visited in January), and Nancy Davis, a guest of member Peggy Keiffer.

With the activity of the pillowcase race, we still had 16 members wear their name tags. As usual, we held a prize drawing for wearing a name tag, and Nicole Folino won the FQ prize. We encourage members to wear name tags to help new members learn who we are.



2 Sandy O'Connor	15 Diana Defanti
3 Ronnie Moore	20 Lizzie Riccaboni
3 Sharon Pieller	23 Kathy Schuessler
9 Pat Karo	30 Barb Kissell
10 Peggy Keiffer	31 Patty Feninez
12 Irene Madalena	

## Phone Chain

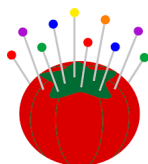
Diane Pesola

The phone chain is current. Contact Diane with any questions.

## Houston International Quilt Show

Jane Merkel

The Houston trip is full. A waiting list will be started.



### Member News and Requests

Michele McLaughlin

**Lehigh Valley Quilt Study Group:** If you are interested in learning about old and vintage quilts, why not consider attending a quilt study meeting? Meetings are held at the Hellertown Public Library, weather permitting. The next meeting for the Lehigh Valley Quilt Study Group is Thursday, February 21 at 1 pm. Come to learn or bring an old quilt or two that you own! We would love to meet you.

If you have questions or wish to be placed on the email list, email Michele McLaughlin.

### Long Arm Machine Quilting Help

Roberta Aeschliman

Member, Roberta Aeschliman, is willing to help people finish quilts for veterans. She just bought a long-arm when she moved to PA so this is a way to learn and help others at the same time. She has a Jewel Crown long arm and a 12' table.

She would also be willing to work with people who are interested in working on a project together. She's available most weekends. Her email is [rjaartdealer@gmail.com](mailto:rjaartdealer@gmail.com).

### Stamps for the V.A.

Mercedes Gurniak

Please bring cancelled stamps, **with ¼ inch of the envelope remaining around the stamp**, for the V.A. The stamps are used to decoupage items for sale in the gift shop.

### Yarn for Cedarbrook

Ruth Skinner

I am still accepting yarn of all size skeins or balls to make shawls for Cedar Brook Nursing Home residents.

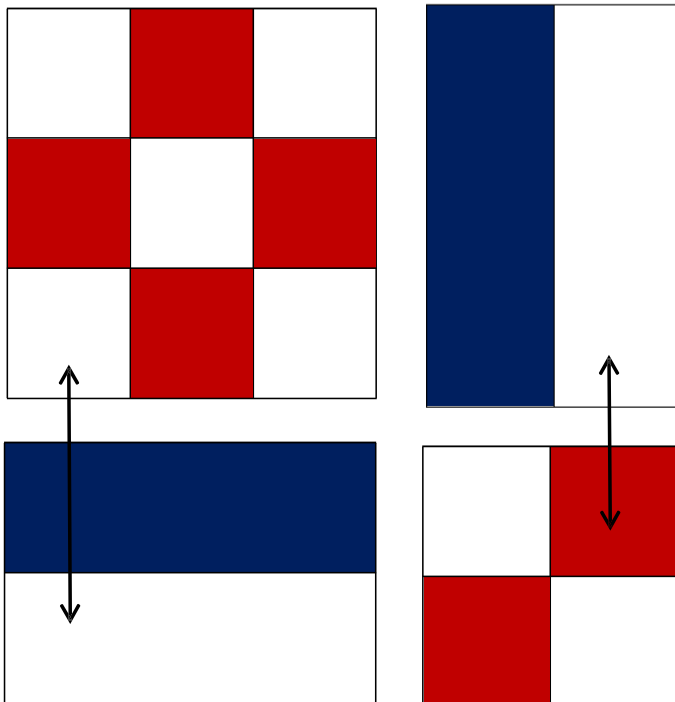
# Valor Square – based on design by Denise Siegel of QOV

10-1/2 inch block

## Cutting

Measurements include 1/4 inch seam allowances.

- From dark or medium blue (solid or print), cut two 2-1/2 inch by 6-1/2 inch strips.
- From red (solid or print), cut six 2-1/2 inch squares.
- From white or light cream, cut two 2-1/2 inch by 6-1/2 inch strips and seven 2-1/2 inch squares.



## Block assembly

1. Sew four red and five white squares alternating colors to create a 9 patch square. It should measure 6-1/2 inches square.
2. Sew two white and two red squares to create a 4 patch square. It should measure 4-1/2 inches square.
3. Sew each blue rectangle to a white rectangle. The two resulting rectangles should measure 4-1/2 by 6-1/2 inches.

## Referring to Diagram

1. Sew 9 patch block to one of the 2 strip blocks.
2. Sew 4 patch block to the other 2 strip block.
3. Assemble the two units as shown.

Your completed block should measure 10-1/2 inches.

Finished blocks when sewn together will measure 10 inches.

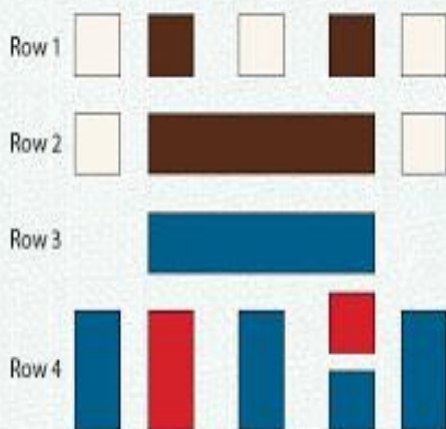
Finally, a California quilt shop in the area recently devastated by fires is collecting **house blocks**. This is another great project for using up your scraps. Read the article at: <http://humblequilts.blogspot.com/2018/12/house-blocks-for-ca-fire-survivors.html>. I'll collect any that guild members make at the February and March meetings and send them off.

Here are directions:

## Large House Block Assembly

Refer to *Quiltmaking Basics* (page 93) as needed.

1. Arrange the pieces for one large block in rows as shown. Note that row 3 is the longest strip of wall fabric and is not pieced.



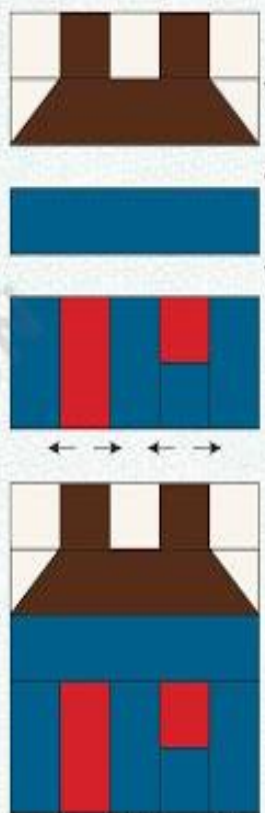
2. For row 1, sew the 3 light squares for the sky and the 2 squares for the chimney together. Press the seams toward the chimney squares.

3. For row 2, draw a diagonal line from corner to corner on the wrong side of 2 squares for the sky. Place the squares right sides together on each end of the roof rectangle. Sew on the marked line, trim the excess fabric, and press the seams toward the sky fabric.



4. For row 4, sew the window square to the wall square. Press the seams toward the wall fabric. Sew together with the 3 wall rectangles and the door rectangle to make row 4. Press the seams toward the wall strips.

5. Sew rows 1–4 together; press the seams as shown. Repeat the steps to make 20 large house blocks.



Large house block assembly—make 20.

## Events

from the editor

January 21-March 24, Fiber Deconstructed, Robert K. De Long Gallery, Penn State Lehigh Valley.  
[www.pennstate.psu.edu](http://www.pennstate.psu.edu).

February 28-March 2, Mennonite Central Committee PA Relief Sale Preview, MCC EC Material Resources Center, Ephrata, PA. [www.pareliefsale.org](http://www.pareliefsale.org).

February 28-March 3, Mancuso Mid-Atlantic Quilt Festival, Hampton, VA. [www.quiltfest.com](http://www.quiltfest.com).

March 27-30, AQS Quilt Show, Lancaster County Convention Center, Lancaster, PA.  
[www.quiltweek.com](http://www.quiltweek.com).

March 27-30, The Lancaster Quilt Show, The Double Tree Willow Valley Resort, Lancaster, PA.  
[www.lancasterquiltweek.com](http://www.lancasterquiltweek.com).

April 5-6, Mennonite Central Committee PA Relief Sale, PA Farm Show Complex, Harrisburg, PA.  
[www.pareliefsale.org](http://www.pareliefsale.org).

April 5-6, Homemakers Country Quilters Quilt Show & Sale, Penn State Extension Building, Collegeville, PA.  
[www.homemakerscountryquilters.org](http://www.homemakerscountryquilters.org).

April 13-14, Allentown Fiber Festival, Merchants Square Mall, Allentown, PA  
[www.allentownfiberfestival.com](http://www.allentownfiberfestival.com).

May 9-11, Mancuso Quiltfest Lancaster, Wyndham Lancaster Resort & Convention Center, Lancaster, PA.  
[www.quiltfest.com](http://www.quiltfest.com).

## Guild Calendar

March 5 - **Guild Meeting**, 7pm, Lutheran Church of the Holy Spirit, Emmaus, PA

March 6 – “Lollipop Garden” **Workshop**, 9 – 4, Faith Presbyterian Church, Emmaus, PA (doors open at 8:30)

March 9 – **Sit & Sew**, 10:15 – 3 or 4, Faith Presbyterian Church, Emmaus, PA

October 30 – November 3, **International Quilt Show Trip**, Houston, TX

## Guild Officers

**President:** Julie McDonell

**Vice-President:** Barb Kissell

**Secretary:** Denise Reimer

**Treasurer:** Kathy Moore

**Membership:** Janet Yandrisevits and Janet Tryson

**Programs:** Nicole Folino

## Committee Chairs

**Allentown Art Museum Exhibit:** Sharon Yurkanin

**Challenge:** Jane Merkel

**Community Service:** Kathie Laposata

**Communication Chain:** Diane Pesola

**Historical:** Rhonda Moore

**Hospitality:** Diana DeFanti

**Library:** Michele McLaughlin and Dawn Martrich

**Modern Bee:** Nicole Folino

**Newsletter:** Kathy Schuessler

**Publicity:** Linda Wojciechowski

**Quilters Studio:** Julie Borden

**Quilt Raffle Marketing:**

**Raffle Quilt Creation:** Jane Merkel

**Retreat:** Sandy O’Conner

**Show and Tell:** Lorraine Bujnowski and Roberta Whitcomb

**Sit & Sew:** Helen Hanton

**Sunshine and Shadows:** Sandra Mugridge

**Website:** Nancy Scholz