

Crazy Quilters Quilt Guild

We Are Crazy About Quilting

No. 327

www.crazyquilters.org

February 2019

From The President

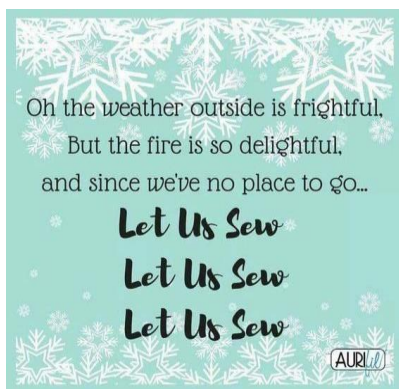
Julie McDonell

What a brilliant (to quote a Scottish friend,) evening we had at the January meeting! It was almost overwhelming to be literally surrounded by Guild talent. My personal thanks to everyone involved.

Well, I'm not good at specific resolutions. I just try and aim for general self-improvement. This year I aspire to be more aware of the positive side of life. That means I'm trying to consciously appreciate things like a full afternoon of sunshine (after all that rain); funny jokes about aging; a warm bed every night; and this Guild, with its kind and generous members.

So when I started to complain about the cold weather setting in, I had to make an effort to search for "the good". Then I found an article about cold weather benefits.

Cold temperatures help you think more clearly, including with decision making. (But I'm not sure...) Sleep should be better because your body core temperature drops faster at night than in summer. (I'm still hoping that beauty part of "beauty sleep" kicks in.) Your body burns more calories because it has to work harder to stay warm. (Burn baby, burn!) Your immune system is activated to work harder. (Internal force field?) During outdoor exertion, your heart works harder to maintain that core temperature, thereby strengthening your heart. (Keep the beat goin'!)



And one last reason to be grateful for cold weather: it makes for a great time to quilt. So for a great time all around, come out to Quilt Guild on Community Night. You'll burn calories, sleep better, and your heart will grow. Grow? Yep, they even made a movie about it. Doing something kind for others can make your heart grow. Just look at the Grinch.

The Crazy Quilters Quilt Guild
meets the first Tuesday of the month, 7:00 PM
except November at
The Lutheran Church of the Holy Spirit
3461 Cedar Crest Boulevard
Emmaus, PA

info@crazyquilters.org

www.facebook.com/crazyquiltersquiltguildemmauspa

Panel Play 2018 Challenge Update Jane Merkel

A great big THANK YOU to Linda Wojciechowski, Barb Kissell, Julia Davidovich, and Julie McDonell for their assistance in hanging the quilts and displaying the quilt projects at our January meeting, and to others who came early and pitched right in!!

Thank you to everyone who contributed a quilt or a quilt project. There were 22 people representing 29 projects. It was especially nice to hear about each quilt. It really was a fun evening.

In the quilt category, the first place ribbon went to Deb Veshinsky (see photo below), second place to Julie Borden, and third place to Kathy Moore (photos on p.5).

In the non-quilt category, Kathy Moore took the first place ribbon (photo on p.5). Each winner received a quilt charm bracelet as a prize.

Please share any future ideas for a challenge with our President Julie McDonell.



Our February meeting will be devoted to making **pillowcases**. A few members are bringing sewing machines and sergers, but we need plenty of help for non-sewing parts of the process. If you aren't familiar with the 'burrito' method of making pillowcases that we will be using, take a few minutes to watch the following YouTube video that shows how it is done.


<https://www.bing.com/videos/search?q=Free+Pillowcase+Instructions&&view=detail&mid=59DABE9F05DA0DA0970359DABE9F05DA0DA09703&FORM=VRDGAR>

We'll also collect any pillowcases you've made at home. Remember to wash the completed pillowcases in unscented detergent. Some of the kids have a bad reaction to scents. If you don't have unscented detergent, simply return the unwashed pillowcases to me and I will see that they are washed and packaged. Thanks.

If you have some red/white/blue 2 ½ inch strips in your stash, consider using them to make a **Valor Square block** (instructions in a separate attachment to this newsletter). Community Service will assemble them into a quilt or two for local veterans.

If you are beginning to think of ideas for a **Camp Erin** quilt (about 50 x 70 inches) for kids attending a bereavement camp this summer, they particularly need boys and gender neutral quilts. Collection for them will be at the May meeting.

Finally, a California quilt shop in the area recently devastated by fires is collecting **house blocks**. This is another great project for using up your scraps. Read the article at: <http://humblequilts.blogspot.com/2018/12/house-blocks-for-ca-fire-survivors.html>. I'll collect any that guild members make at the February and March meetings and send them off. Here is one that I've made.



Sit & Sew

Helen Hanton

Sit & Sew will meet the Saturday after the guild meeting, February 9, from 10:15 to 3 or 4, at Faith Presbyterian Church, Emmaus.

Bring your projects, machine, light, extension cord, and lunch. There is plenty of room to spread out. Help and opinions abound. Come share the fun.

Library

Michele McLaughlin and Dawn Martrich

Library Notes: Debbie Heeps has volunteered to bring the raffle gift to the February meeting. Machine quilters!! We now have all of Bethanne's books at the library!

Lehigh Valley Quilt Study Group: If you are interested in learning about old and vintage quilts, why not consider attending a quilt study meeting? We will be meeting February 21 at the Hellertown Library. Meetings begin at 1 p.m. Come to learn or bring an old quilt or two that you own! We would love to meet you. Questions? Email Michele McLaughlin. (Editor's note – In the future, find Lehigh Valley Quilt Study Group information in Member News and Requests).

Programs and Workshops

Nicole Folino

On March 5th, we will welcome **Barb Vedder** for a lecture and trunk show called "Scrap Quilts - The Secret to Success".

On Wednesday, March 6th, from 9-4 Barb will stay will to teach her "Lollipop Garden class" a fun workshop that teaches quilters how to make perfect circles! This is a sewing machine class where students will learn the technique of finished edge machine appliqué. She also will teach an easy method for making stems and tips for making a scrappy string border. This class is great for all skill levels. The cost of the class is \$25 and the cost of the kit is \$15. Please sign up at the membership table and bring your payment.



For more information visit her website: <https://funwithbarbandmary.blogspot.com/p/lectures-workshop.html>

Show and Tell

Lorraine Bujnowski and Roberta Whitcomb

In January there were Show and Tells by Sandra Mugridge, Michele McLaughlin and Linda Wojciechowski.

Modern Bee

Nicole Folino

Modern Bee is hibernating in February. The Modern Bee meets once a month, the last Wednesday of the month, alternating mornings and evenings to accommodate all of our members who are interested in attending. You may attend some, any, or all of the meetings, mornings and/or evenings at your convenience. Bring your machine or handiwork and a packed lunch or dinner, if you wish.

Locations will be announced in the newsletter. We have show and tell, talk modern quilt aesthetics of design and color, etc., sew, snack, and converse. Bring your machine or handiwork and a packed lunch or dinner, if you wish.

Hospitality

Diana DeFanti

Thanks to the volunteers who provided the refreshments at our January 8th, 2019 meeting. They were Linda Wojciechowski, Barb Kissell, Carol Willis, Doris Horwath, Suzanne Nelson, Nicole Folino and Sandra Mugridge.

February 5th volunteers are Julie Borden, Val Johnson, Jackie Leipter, Lorraine Bujnowski, Linda Green, Rhonda Moore and Kathy Schuessler. I will send a reminder the weekend before the meeting.

Quilters Studio

Julie Borden

There will be no Quilters Studio in February due to the pillow case event that evening. I plan to meet in March at 5:30. Topic to be announced. Please contact me with any ideas for future quilters studios. I need ideas of topics you would like to discuss.

Raffle Quilt Creation

Jane Merkel

No report

Membership

Janet Yandrisevits and Janet Tryson

46 members attended the January meeting, including renewing member Nancy Keeler bringing our total paid members to 74 (plus three charter members). We also welcomed a visitor, Kim Bringhurst.

If you have not yet received your 2018-19 membership card, see us at February's meeting or contact Janet T) who can mail it to you. The current membership list was sent with the January newsletter; email Janet Tryson if you need a copy.

We again held a prize drawing for wearing a name tag, and 30 members participated. Our Treasurer Kathy Moore won the FQ prize. We encourage members to wear name tags to help new members learn who we are.



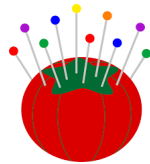
February Birthdays

- 5 Marsha Heimann
- 12 Debbie Heeps
- 14 Valerie Johnson
- 17 Pradnya Bal
- 18 Kimberly Orndorf
- 18 Ruth Skinner
- 20 Janet Yandrisevits

Houston International Quilt Show

Jane Merkel

If you are interested in the 2019 Houston International Quilt Show contact Jane Merkel to be placed on her email list for further information. We will leave on Wed, Oct 30, and return on Sun, Nov 3, adding an extra day to the trip to visit some recommended quilt shops. A non-refundable deposit (\$100) will be due by the end of January.



Member News and Requests

Long Arm Machine Quilting Help

Roberta Aeschliman

Member, Roberta Aeschliman, is willing to help people finish quilts for veterans. She just bought a long-arm when she moved to PA so this is a way to learn and help others at the same time. She has a Jewel Crown long arm and a 12' table.

She would also be willing to work with people who are interested in working on a project together. She's available most weekends. Email Roberta for more information.

Stamps for the V.A.

Mercedes Gurniak

Please bring cancelled stamps, **with ¼ inch of the envelope remaining around the stamp**, for the V.A. The stamps are used to decoupage items for sale in the gift shop.

Yarn for Cedarbrook

Ruth Skinner

I am still accepting yarn of all size skeins or balls to make shawls for Cedar Brook Nursing Home residents.

More Challenge Winners

Julie Borden's second-place quilt winner



Kathy Moore's third-place entry quilt winner



Kathy Moore's non-quilt winner



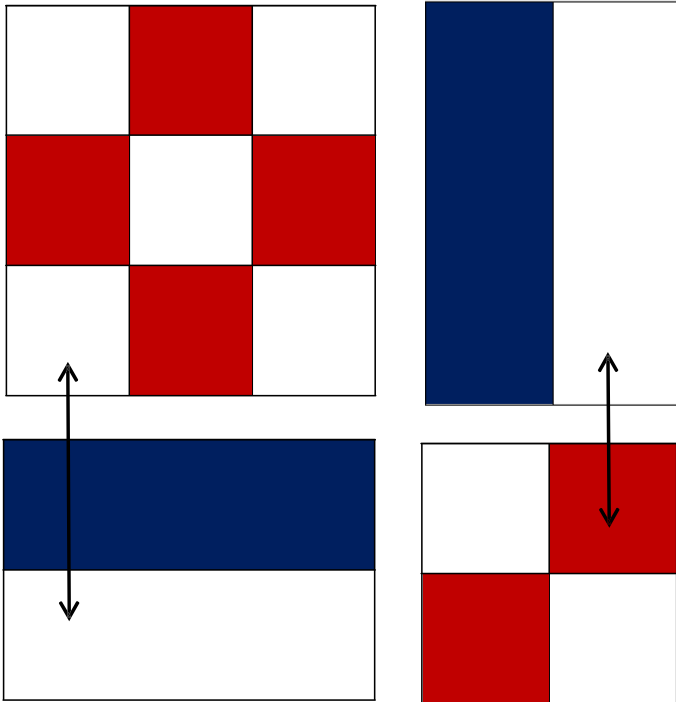
Valor Square – based on design by Denise Siegel of QOV

10-1/2 inch block

Cutting

Measurements include 1/4 inch seam allowances.

- From dark or medium blue (solid or print), cut two 2-1/2 inch by 6-1/2 inch strips.
- From red (solid or print), cut six 2-1/2 inch squares.
- From white or light cream, cut two 2-1/2 inch by 6-1/2 inch strips and seven 2-1/2 inch squares.



Block assembly

1. Sew four red and five white squares alternating colors to create a 9 patch square. It should measure 6-1/2 inches square.
2. Sew two white and two red squares to create a 4 patch square. It should measure 4-1/2 inches square.
3. Sew each blue rectangle to a white rectangle. The two resulting rectangles should measure 4-1/2 by 6-1/2 inches.

Referring to Diagram

1. Sew 9 patch block to one of the 2 strip blocks.
2. Sew 4 patch block to the other 2 strip block.
3. Assemble the two units as shown.

Your completed block should measure 10-1/2 inches.
Finished blocks when sewn together will measure 10 inches.

Calendar of Events

from the editor

January 21-March 24, Fiber Deconstructed, Robert K. De Long Gallery, Penn State Lehigh Valley.
www.pennstate.psu.edu.

February 28-March 3, Mancuso Mid-Atlantic Quilt Festival, Hampton, VA. www.quiltfest.com.

March 27-30, AQS Quilt Show, Lancaster County Convention Center, Lancaster, PA. www.quiltweek.com.

April 5-6, Homemakers Country Quilters Quilt Show & Sale, Penn State Extension Building, Collegeville, PA.
www.homemakerscountryquilters.org.

May 9-11, Mancuso Quiltfest Lancaster, Lancaster, PA.
www.quiltfest.com.

Guild Calendar

February 4 - **Guild Meeting**, 7pm, Lutheran Church of the Holy Spirit, Emmaus, PA.

February 9 – **Sit & Sew**, 10:15 – 3 or 4, Faith Presbyterian Church, Emmaus, PA.

October 30 – November 3, **International Quilt Show Trip**, Houston, TX.

Guild Officers

President: Julie McDonell

Vice-President: Barb Kissell

Secretary: Denise Reimer

Treasurer: Kathy Moore

Membership: Janet Yandrisevits and Janet Tryson

Programs: Nicole Folino

Committee Chairs

Allentown Art Museum Exhibit: Sharon Yurkanin

Challenge: Jane Merkel

Community Service: Kathie Laposata

Communication Chain: Diane Pesola

Historical: Rhonda Moore

Hospitality: Diana DeFanti

Library: Michele McLaughlin and Dawn Martrich

Modern Bee: Nicole Folino

Newsletter: Kathy Schuessler

Publicity: Linda Wojciechowski

Quilters Studio: Julie Borden

Quilt Raffle Marketing:

Raffle Quilt Creation: Jane Merkel

Retreat: Sandy O'Conner

Show and Tell: Lorraine Bujnowski and Roberta Whitcomb

Sit & Sew: Helen Hanton

Sunshine and Shadows: Sandra Mugridge

Website: Nancy Scholz