

Crazy Quilters Quilt Guild

We Are Crazy About Quilting

No. 329

www.crazyquilters.org

April 2019

From The President

Julie McDonell

I am delighted to hear that the 2020 raffle quilt is well on its way to completion. I was not at all involved with the Quilt Committee, so I was as surprised as everyone when a completely pieced top was produced. However, I had to laugh when I found out why they didn't end up petitioning Guild members for help with the quilt construction. In case you didn't hear the story, here it is.



Once upon a time, a Quilt Creation Committee sought out a pattern that would work well for Guild members, who would make the blocks, to produce a consistent size. They then worked on transitioning the pattern into bright, contemporary colors. It became apparent that the easiest way for them to agree on pleasing combinations would be to make a couple of trial blocks ... and then to make a couple more ... and then. Well, you can see where this is going. Before long, it became obvious that there weren't many of those large blocks left to do. So even though there was no intent for committee members to sew all of the blocks, it was a happy accident for the rest of us that they did. (Not surprisingly, fine tuning of the color arrangement went on to the very end.) And fortunately, Committee members found enjoyment in the work, and in the company of one another. The end.

Although the Committee thanked Guild members for the fabric donations, I'd like to add my personal thanks, for the wonderful assortment of batiks that were so generously contributed by everyone. The great variety of colors in the quilt wouldn't have been possible without all those choices. And since hearing that one of our Guild members is in place to do the surface quilting, we are well on our way to a finished project.



The Crazy Quilters Quilt Guild
meets the first Tuesday of the month, 7:00 PM
except November at
The Lutheran Church of the Holy Spirit
3461 Boulevard
Emmaus, PA
Cedar Crest

info@crazyquilters.org

www.facebook.com/crazyquiltersquiltguildemmauspa

Programs and Workshops

Nicole Folino

For our April 2 program we welcome Michelle Scott the Pieceful Quilter, and her lecture "Every Quilt Tells a Story."

With her trademark humor, high energy and "done is better than perfect" attitude, Michele will take you on a journey through her 20 years of quilting with 70 quilts! You won't want to miss this lecture.

The guest fee for this lecture is \$10.

Quilters Studio

Julie Borden

There will be a Quilters Studio on April 2, at 5:45 prior to our regular guild meeting in the meeting room next to the church kitchen.

Rulers, Rulers, Rulers. If you have a favorite ruler that you can't live without bring it to the next quilters studio. We will share our favorite rulers and how to use them. Bring along your favorite ruler and a work sample of how it makes quilting easier. Please RSVP to Julie Borden.

Sit & Sew

Helen Hanton

Sit & Sew will meet the Saturday, April 13, (**not** the usual Saturday after our meeting), from 10:15 to about 4, at Faith Presbyterian Church, Emmaus.

Bring your projects, machine, light, extension cord, and lunch. There is plenty of room to spread out. Help and opinions abound. Come share the fun.

Community Service

Kathie Laposata

The last of the pillowcases for Ryan's Case for Smiles were washed, packaged and delivered to the charity this month. We made 320 pillowcases this year. Thanks to everyone who cut, sewed, laundered and packaged them. Each step is important and shows that a group effort can produce terrific results.

There were 16 house blocks made to send to California for quilts to be made for those affected by wildfires. Thanks for the encouragement you delivered with these blocks.

A number of you have made and handed in Valor Squares blocks for this year's veteran quilts. So far I have a few more than are needed for one quilt, but could use even more so that we can make a second quilt. Bring them to the April meeting.

Looking forward, Camp Erin quilts (about 50 x 70 inches), for kids attending a bereavement camp this summer, will be collected at the May meeting. Lorraine Bujnowski will bring Project Linus labels to the meeting. Please take one to sew onto the back of your Camp Erin quilt.

Library

Michele McLaughlin and Dawn Martrich

Maria Hance has volunteered to bring the raffle gift for the April meeting.

Show and Tell

Lorraine Bujnowski and Roberta Whitcomb

Show & Tells for March were presented by Roberta Aeschliman (1), Carole Whaling (1), Maria Hance (1), Suzanne Nelson (4), Sandra Mugridge (1), Ann Lineberger (3), Nancy Ayers (1), Patty Feninez (2), and Julie Borden (3).

Modern Bee

Nicole Folino

The Modern Bee is still hibernating.

Hospitality

Jackie Leipert for Diana DeFanti

Thanks to the volunteers who provided the refreshments at our March meeting. They were Paula Jacobus, Helen Hanton, Elizabeth Riccaboni, Agnes Rayome and Betsy Golden.

Volunteers for the April 2nd meeting are Diane Pesola, Mercedes Gurniak, Jackie Lukity, Linda Anderson, Judy Walker and Nancy Scholz. I will send a reminder the weekend before the meeting.

Optical Illusion Quilt Challenge January 2020

Samantha Cetrulo

Optical Illusion Challenge –“How did they do that?” Optical illusions are often easy to do with careful planning. Do you often see Optical illusion quilts and wish you could have one of your own? Now is the time to make you own!

There are multiple books available in our library and resources online. **Optical illusions are the use of pattern and color to create the illusion of movement resulting in optical effects.** Any quilt that plays a trick on the eyes is what we're looking for. It might be straight seams that look curved, the appearance of a third dimension or depth, a secondary pattern that emerges, a photo design or any other optical illusion. There are no size or color restrictions.

Questions or inspiration to share: contact Sam. Check out the Facebook event on the CQQG page.

Houston International Quilt Show

Jane Merkel

The Houston trip is full. A waiting list will be started.

Raffle Quilt Creation

Jane Merkel

The committee is happy to report that we have two members, Linda Anderson and Suzanne Nelson, who have volunteered to make and apply our binding. Our backing fabric has arrived and Betsy Golden will be assembling it. And finally, Julia Davidovitch will be long arm quilting it for us with design elements that we all feel will look sensational on the quilt. Look for the final results in summer.



Also, we are looking for suggestions to name our raffle quilt and thought the members might have some ideas. In April, we will have slips of paper ready for them to write down their suggestions (no member names, please), place them in our container, and the raffle creation committee will go over them and come up with a name for our quilt.

Membership

Janet Yandrisevits and Janet Tryson

52 members attended the March 2019 meeting, including welcoming new members Kim Bringhurst and Sue Marin.

Kim was a guest at 2 prior meetings and now joins us as a quilter with intermediate experience, a grandson whom she adores to babysit for one day a week, and she is the office administrator for the Barn, where she also teaches Zumba. She enjoys knitting, counted cross stitch, gardening, photography, hiking and playing handbells.

Sue is a friend of Julie Borden, and says she is a beginner quilter who also enjoys cross stitch with beading on perforated paper, crochet, and she is a church musician and choir director who is a handbell solo ringer.

This brings our membership total to 79, including 3 charter members. We welcome them to our Guild and encourage their growth as quilters and hope to learn more of their talents as well.

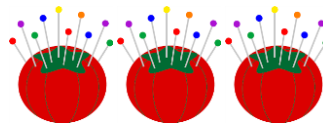
We also welcomed Kelly Meanix, a friend of our speaker Barbara Vedder, as a guest for the evening. There are still a few membership cards yet to be picked up by members. They will be available at each upcoming meeting.

We again held a prize drawing for wearing a name tag, and 34 members participated by simply wearing their name tag! The prize of a fat quarter was won by Agnes Rayome.



April Birthdays

- 2 Kim Bringham
- 7 Helen Hanton
- 8 Diane Pesola
- 13 Jackie Lukity
- 16 Betsy Golden
- 27 Linda Wojciechowski



Member News and Requests

Lehigh Valley Quilt Study Group

Michele McLaughlin

If you are interested in learning about old and vintage quilts, why not consider attending a quilt study meeting? Meetings are held at the Hellertown Public Library, weather permitting.

The meeting has been changed in April due to Easter activities at the library. The next meeting to study old quilts is Thursday, April 25, 2019 at the Hellertown Library. The meeting begins at 1 p.m. You are welcome to bring an old quilt you have or just come to learn about antique quilts!

If you have questions or wish to be placed on the email list, email Michele McLaughlin.

Allentown School District Homeless Project

Marsha Heimann

Spring and summer are coming soon and as we travel I want to remind you to collect the small hotel toiletries for the Allentown School District Homeless Project. Again, this year the ASD has over 600 homeless students attending the Allentown Schools and fear there will be even more in September when school begins again. At Christmas time they look forward to the little toiletries bags in their bright, festive fabrics filled with products the children so desperately need. Many times, this is the only gift they receive. I have begun making the bags and collecting Christmas fabrics as they are beginning to appear in the fabric stores. I will make as many as I can.

But I also need your help. Please consider bringing to a future guild meeting small travel-size toiletries such as toothpaste, deodorant, shampoo, conditioner, lotion or anything small tucked away from your hotel stays or a few small hygiene items from the travel section at your grocery store or Target. This project started years ago with the women who attended the Guild Retreat and has grown tremendously – our first year we made and filled 20 bags. Last year with your donations I was able to fill 250 bags which were so gratefully appreciated. Please take a look in your linen closet, bathroom drawers or even your suitcases and see if you don't have some small bottles tucked away but nothing previously used please. Bring your items to a guild meeting between now and November and we will see how many bags we can provide for the kids this year. Thank you for your support.

Long Arm Machine Quilting Help

Roberta Aeschliman

Member, Roberta Aeschliman, is willing to help people finish quilts for veterans. She just bought a long-arm when she moved to PA so this is a way to learn and help others at the same time. She has a Jewel Crown long arm and a 12' table.

She would also be willing to work with people who are interested in working on a project together. She's available most weekends. Her email is rjaartdealer@gmail.com.

Handi-Quilter

Pat Piasecki

I have a Handi-Quilter Simply Sixteen with the Little Foot for sale (\$4750). See the attachment to this newsletter for more information.

Stamps for the V.A.


Mercedes Gurniak

Please bring cancelled stamps, **with ¼ inch of the envelope remaining around the stamp**, for the V.A. The stamps are used to decoupage items for sale in the gift shop.

Yarn for Cedarbrook

Ruth Skinner

I am still accepting yarn of all size skeins or balls to make shawls for Cedar Brook Nursing Home residents.



Valor Square – based on design by Denise Siegel of QOV

10-1/2 inch block

Cutting

Measurements include 1/4 inch seam allowances.

- From dark or medium blue (solid or print), cut two 2-1/2 inch by 6-1/2 inch strips.
- From red (solid or print), cut six 2-1/2 inch squares.
- From white or light cream, cut two 2-1/2 inch by 6-1/2 inch strips and seven 2-1/2 inch squares.

Block assembly

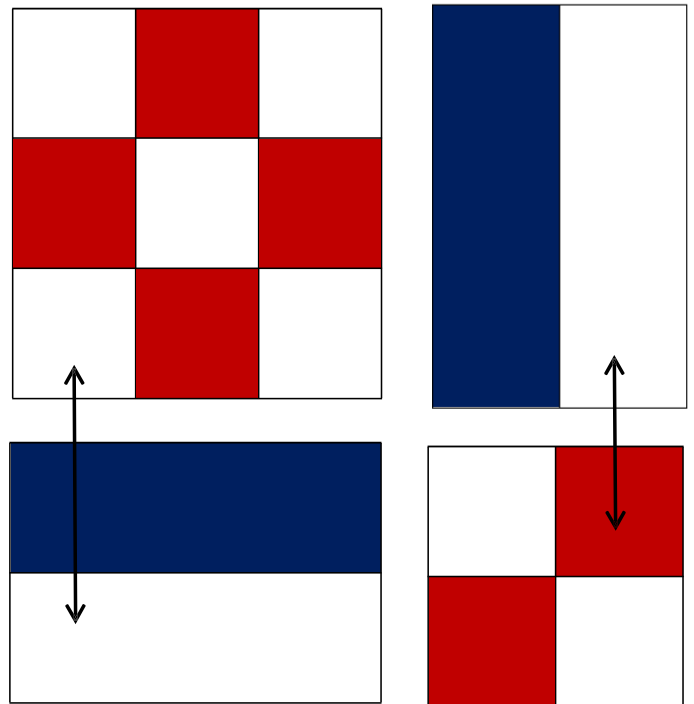
1. Sew four red and five white squares alternating colors to create a 9 patch square. It should measure 6-1/2 inches square.
2. Sew two white and two red squares to create a 4 patch square. It should measure 4-1/2 inches square.
3. Sew each blue rectangle to a white rectangle. The two resulting rectangles should measure 4-1/2 by 6-1/2 inches.

Referring to Diagram

1. Sew 9 patch block to one of the 2 strip blocks.
2. Sew 4 patch block to the other 2 strip block.
3. Assemble the two units as shown.

Your completed block should measure 10-1/2 inches.

Finished blocks when sewn together will measure 10 inches.



Events

from the editor

March 27-30, AQS Quilt Show, Lancaster County Convention Center, Lancaster, PA.

www.quiltweek.com.

March 27-30, The Lancaster Quilt Show, The Double Tree Willow Valley Resort, Lancaster, PA.

www.lancasterquiltweek.com.

April 5-6, Mennonite Central Committee PA Relief Sale, PA Farm Show Complex, Harrisburg, PA.

www.pareliefsale.org.

April 5-6, Homemakers Country Quilters Quilt Show & Sale, Montgomery County 4-H Building, Collegetown, PA. www.homemakerscountryquilters.org.

April 13-14, Allentown Fiber Festival, Merchants Square Mall, Allentown, PA

www.allentownfiberfestival.com.

May 9-11, Quiltfest Lancaster, Wyndham Lancaster Resort & Convention Center, Lancaster, PA.

www.quiltfest.com.

July 25-28, Quilt Odyssey, Hershey Lodge and Convention Center, Hershey, PA.

www.quiltodyssey.com.

August 15-17, World Quilt New England, Springfield, MA, www.quiltfest.com.

Sept 7-8, Schuylkill County Quilters Guild, 30th Annual Quilt Spectacular, Schuylkill Haven, PA,

michlynn26@hotmail.com.

Sept 12-15, PA National Quilt Extravaganza, The Greater Philadelphia Expo Center, Oaks, PA,

www.quiltfest.com.

Guild Calendar

April 2 - **Guild Meeting**, 7pm, Lutheran Church of the Holy Spirit, Emmaus, PA

April 13 – **Sit & Sew**, 10:15 – 3 or 4, Faith Presbyterian Church, Emmaus, PA

October 30 – November 3, **International Quilt Show Trip**, Houston, TX

Guild Officers

President: Julie McDonell

Vice-President: Barb Kissell

Secretary: Denise Reimer

Treasurer: Kathy Moore

Membership: Janet Yandrisevits and Janet Tryson

Programs: Nicole Folino

Committee Chairs

Allentown Art Museum Exhibit: Sharon Yurkanin

Challenge: Jane Merkel

Community Service: Kathie Laposata

Communication Chain: Diane Pesola

Historical: Rhonda Moore

Hospitality: Diana DeFanti

Library: Michele McLaughlin and Dawn Martrich

Modern Bee: Nicole Folino

Newsletter: Kathy Schuessler

Publicity: Linda Wojciechowski

Quilters Studio: Julie Borden

Quilt Raffle Marketing:

Raffle Quilt Creation: Jane Merkel

Retreat: Sandy O'Conner

Show and Tell: Lorraine Bujnowski and Roberta Whitcomb

Sit & Sew: Helen Hanton

Sunshine and Shadows: Sandra Mugridge

Website: Nancy Scholz