





## “Midnight Stargazer”

Page 1

2020 Block of the Month Quilt  
 An Original Quilt Design by TK Harrison, Owner of BOMquilts.com  
 Brought to you by BOMquilts.com & Abbi May’s Quilt Shop

[BOMquilts.com](http://BOMquilts.com)



“Midnight Stargazer” is a block of the month quilt featuring the “Bohemian Rhapsody” fabrics designed by Dan Morris for QT Fabrics

[www.BOMquilts.com](http://www.BOMquilts.com)

Finished quilt = 67” x 79”  
 Finished Blocks for Quilt = 12” Square  
 Unfinished Blocks for Quilt = 12 1/2” Square

Purchase the Quilt Kit from  
[www.AbbiMays.com](http://www.AbbiMays.com)

All seams a scant 1/4”  
 Press in the direction of the arrows

**Read ALL Instructions Before Beginning**

## Block #5 Part #2 - “Star Gardner” Quilt Block



The fabrics can get confusing because they run from lights to darks & everything in between. So here’s the fabrics go into this quilt block & the numbers associated with them:




Black



18

Purple



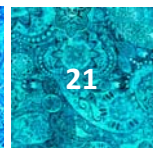
19

Deep Purple




20

Mr. Blue Sky




21

Natural



22

The Ocean



23

After  
Midnight



24

Bell Bottom

This pattern has been tested, to the best of our ability. If your block does not come out the size shown, please try adjusting your needle position to the appropriate position (left or right) to see if you get the correct block size.

© 2020 BOMQuilts.com - All Rights Reserved

For Personal Use ONLY



## “Midnight Stargazer”


2020 Block of the Month Quilt  
 An Original Quilt Design by TK Harrison, Owner of BOMquilts.com  
 Brought to you by BOMquilts.com & Abbi May’s Quilt Shop

[BOMquilts.com](http://BOMquilts.com)



If you need the “Cutting Instructions” for this quilt block, please refer to the Block #5 Part #1, of this block of the month quilt pattern series.

### Block #5 Part #2 - “Star Gardner” Quilt Block Diagram




This pattern has been tested, to the best of our ability. If your block does not come out the size shown, please try adjusting your needle position to the appropriate position (left or right) to see if you get the correct block size.




## “Midnight Stargazer”

2020 Block of the Month Quilt  
 An Original Quilt Design by TK Harrison, Owner of BOMquilts.com  
 Brought to you by BOMquilts.com & Abbi May’s Quilt Shop

BOMquilts.com




### Block #5 Part #2 - Piecing the “Star Gardner” Quilt Blocks Together (cont.)

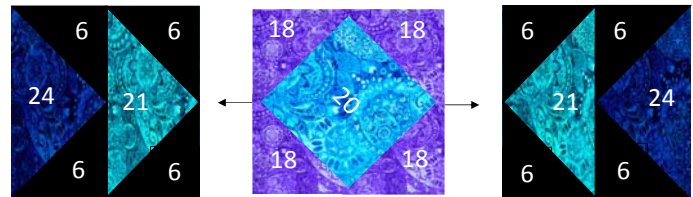


“Star Gardner”  
 Quilt Block  
 Make a total of FIVE (5)


5



Make a total of FIVE (5)


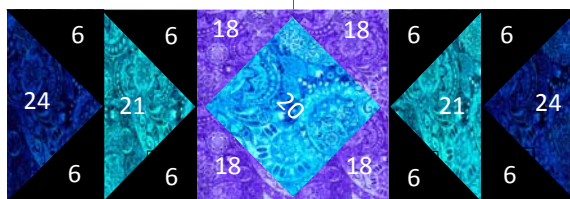



Make a total of FIVE (5)



Make a total of FIVE (5)

6



Make a total of FIVE (5)

This pattern has been tested, to the best of our ability. If your block does not come out the size shown, please try adjusting your needle position to the appropriate position (left or right) to see if you get the correct block size.